

Major Sponsors



2025 Information Booklet



Astrofest 2019 Star Trails – Brendan Downs

2025 Organising Clubs



Queensland Astrofest, perfect one day – supernova the next.

It’s a magical place where astronomical minds meld by interacting under the Queensland night sky. It’s a place where photons are collected, captured and preserved, with friendships forged under the night sky along the way.

Over the years Astrofest has evolved and developed into Australia’s premier astronomy event. The people who have made that happen are the committee members made up of the original clubs that founded the Astrofest event. This year is a special one, overcoming many obstacles from droughts and fires to record rains, floods to wildlife, the Queensland Astrofest is celebrating its 30th camp.



Large Dob



Imaging Field 2023

So much has changed with how Astrofest has evolved. During that time there are many who have contributed to the legend of this event. From supernova discoveries to equipment innovation; development of astrophotography techniques to space shuttle link-ups; from comets to meteors and sounds; and witnessing the boundless vista of stars littered with Elon Musk’s satellites and Chinese rocket failures. It has delivered profound memories and lots of character development. (Continues on page 12)

QLD Astrofest Directory

26° 44.925 S
152° 14.448 E

Website

www.qldastrofest.org.au

Facebook

<https://www.facebook.com/QLDAstrofest>

Contact

Registrar Correspondence
registrar@qldastrofest.org.au
34 Kilkenny St, Acacia Ridge 4110

Committee Members

Co-Registrars
Tony Surma-Hawes - BAS
Anne-Louise Surma-Hawes - BAS

General Committee

Agatha Gambino –BAS
Richard Hilton – BAS
Pat Pearl – AAQ
John Hughes - AAQ
David Hough – AAQ
Hadar Surma-Hawes - BAS

Non-Committee Members

Web-master
David O'Driscoll - AAQ

Duckadang Camp Contact

Lions Camp Duckadang
117 Avoca Creek Rd
Avoca Vale QLD 4306
Tel/Fax: (07) 5424 8122
Email: info@duckadang.com.au
Webpage:
www.duckadang.com.au

Manager: TBA

Postal Address:
The Resident Managers Lions Club
Camp Duckadang LINVILLE QLD
4306



Registration Office

General Information

Dear Registrant,

Thank you for registering for Queensland Astrofest. We are hoping for another great year of clear skies and good fun.

This pack will provide you with all the current information about the camp this year. **By registering you have agreed to comply with these rules and regulations.**

Important: read the "Catered Meals" section on page 9.

Illness

If you have any Covid / Flu / Gastro symptoms or similar illnesses, you should not attend the camp.

If you develop symptoms at the camp, isolate immediately, wear a mask, take appropriate tests (eg RAT) and inform the Committee. If the result of a test is positive, you are required leave the camp as soon as practicably possible. In this event accommodation fees will be refunded.

The Committee will ensure there is hand sanitiser at key locations, and a small supply of RATs and masks.

Please bring with you a supply of masks hand sanitizer and a RAT kit.

Please use hand sanitiser before meals and frequently during your stay.

Arrival at Camp

The camp is open from **10am on Friday**. Upon arrival, please register at Rubie House (the Committee House) (see site map). This is important as Lions' Camp Duckadang requires a daily list to comply with fire safety regulations.

Registration is open when the "Registration" sign is posted on the Rubie House doors.

Registration: 10am-12pm and 2pm-3.30pm each day. Final Saturday: 10am-12pm.

Registration times on the final Saturday afternoon don't really exist as the

programme is so busy. Just find a committee member (the people with the red or blue lanyards) and ask for the Registrar.

Please seek out a Committee member if you are not able to be 'on-site' at registering times, (i.e. come up for one night and arrive late and will be leaving before the next day's registration time).

When you register you will receive: a name badge (please wear it!), a bed / room / campsite number, two astrophotography competition voting forms, and sponsor information.

Day Passes

These are required for all visitors who will be onsite between 9am-9pm. A Day Pass costs \$15. Day pass holders should park along the road or in the allocated Night Parking areas. This way they can leave after sunset, without flashing the fields with their headlights.

Your Responsibilities

Registrants are expected to:

- Obey the camp rules.
- Be courteous and respectful to other Astrofesters and camp staff.
- Anti-social behaviour will not be tolerated.
- Not to touch equipment that is not yours without permission.
- Keep the areas you use clean and tidy. This involves removing all rubbish, and sweeping out the area (kitchen, bunk and bathroom) when you leave.
- If you see an issue, contact a Committee member or Volunteer with red lanyard.

This Registration Booklet is current as at 13/04/2025 (V5). Please check the website for the latest version and updates.

Vehicles / Parking

Vehicles can park on the observing fields and near the bunk houses only for unloading and loading gear / equipment. Once done, vehicles must be moved to the parking area near the pool and Hamilton Hall or to the road outside the camp. If you intend to leave the camp during the day (eg shopping, sightseeing) you are required to park on the road (see site map page 10).

Driving within the grounds should be kept to an absolute minimum. Speed limit in the grounds is 5kph or walking pace only. This is for safety and to minimise dust. Vehicles should only drive on the mark roads within the camp.

No vehicles are to be driven on the grounds after dark except in case of genuine emergency. The main gate will be closed at twilight each night. There is no vehicle access to the campsite after twilight.

Vehicles arriving after dark or planning to leave after dark are to use the night parking bays outside the front gate or park in the Night Parking Areas. Use due care.

If parking near the main gate, be carefully not to block access to the neighbouring farmer's field.

Parking locations may change in the event of rain.

No Smoking / Vaping

Smoking / Vaping is only allowed in two designated smoking areas. These are clearly marked and have cigarette butt receptacles. One is near the pool and the other is at the front gate. See the camp map. Smoking / Vaping is NOT permitted in any other areas, this includes camping and caravan areas and behind buildings.

Children

Children are welcome onsite. We have rooms set aside for families. As in all standard camping grounds, parents should be aware of their children's behaviour

around other people's equipment, and the noise they make.

Bicycles are welcome but ridden only on designated 'roads' within the camp between 10:00am and twilight. Bikes are not to be ridden on footpaths or within observing areas.

Children are not allowed into the playground tower before 10am, however use of play facilities under Hamilton Hall, and the putt-putt course is fine.

Bunk Houses

You will need to bring ALL bedding, including pillows.

Bunks have been allocated on the basis of registration and payment. Every attempt has been made to accommodate your preferences as indicated on your registration form. Each bunk will have names and numbers to make it easier to find. When unpacking, you may park close to the bunkhouse or kitchen, but please move your car into the parking zones when you have finished.

The two bunk houses McDonald House and Jamieson House, are divided into dorms of four bunks without doors. Please enter and exit via the Amenities area to avoid disturbing other campers.

There is a Single Ladies' area in Jamieson House that is curtained off for privacy.

Families with children are allocated to rooms in Bayley House. There are seven rooms with doors.

Each accommodation block contains communal shower and toilet facilities. All houses have 6" thick single bed mattresses provided for each bunk. The bunk houses are open plan and quickly become cold if the outside doors are left open at night. Bring plenty of bedding: going home with unused blankets is much better than having to go home early because you were too cold to sleep! Be prepared.



Bunk House



Bunk House bathrooms

Smoking / Vaping is only allowed in the two designated smoking areas.

A hot water bottle is great value. You can use it under your jacket outside, and then in your bed.



Power Station



Phone box

If the wind is blowing in the right direction and no one else in the valley is trying to use their mobile, a sms can sometimes be sent / received if you are lucky and know the magic location at the camp.

Camping

Camping sites will be allocated and you will receive your site upon arrival. Campers use the shower facilities of the bunk houses closest to their campsite (McDonald/Jamieson or Bayley) after 10:00 am. Remember that many attendees may have only gone to bed at dawn, so exercise courtesy and keep noise down around any sleeping quarters. No mattresses may be taken from the bunk houses for use in tents.

Caravans / Campervans

Caravans and campervans have numbered sites with varying widths between 4m and 5m. These are allocated by the Registrar and particular spaces may be requested but cannot be guaranteed.

There is limited power available in the Lower Camping Area: the power hub is located near the tennis courts. Note: This year there is no port-a-loo in the Lower Camping area.

Grey Water: **Do not empty out containers or hoses onto the ground as it will seep into the water-table. Dispose of grey water only via the drains.**

Electricity: **There is limited 15-amp power on site. Please bring an adapter to 10-amp power, if required.**

Telephone Coverage

There is no / extremely limited mobile coverage at Camp Duckadang due to the hills and depending on your provider.

Telstra: Calls, SMS, some internet.

Optus: No connection

Vodafone: Needs to be determined.

Reception for Optus / Vodafone can be made at the cemetery outside Moore.

The Committee is organising a Telstra mobile phone for anyone to use at the camp. This is for mainly outgoing calls and SMSs only. The phone will NOT be monitored for incoming calls / SMS. We recommend arranging incoming call times with friends and family prior to camp.

Laundry

There is a free laundry, with a front loader machine and dryer at the rear of the kitchen if needed. You will need to bring your own washing powder and pegs.

Power

As power is available on site, no generators may be used. When walking tread warily to avoid power leads and other potential hazards.

For connecting scopes and equipment to 240v use only the safety switch distribution points. One outlet per person. If you need more, bring a power board.

To avoid power failure, the use of electric heaters / blankets, mains hair dryers and personal microwaves is strictly forbidden, either on the fields, in tents or in caravans. UPS and/or battery backup is strongly recommended to protect delicate equipment.

Power stations have been set out across both observing fields. These are for everyone's use. Plug into them with a power-board. Ensure your equipment is in good condition to ensure it will run without tripping the circuits.

If you are using power in any of the buildings, you are required to make sure any cables or equipment do not form a trip hazard. Think about bringing suitable mats or tape.

The Committee will be able to test electrical leads if it is believed that a Registrant's equipment is faulty and causing circuits to trip. Faulty cables and boards will be removed from use.

Cash Only

There are no EFTPOS facilities at the Camp. Please bring cash if you wish to purchase items. Linville shop and hotel, or shops at Moore are the closest places to withdraw cash. Note that some vendors may have their own EFTPOS facilities to handle electronic payments.

Cancellations / Refunds

Up to 12 noon on the Friday, two weeks prior to commencement of the camp, 100% of the accommodation fees will be fully refunded. After that date a cancellation fee of \$5 will be charged to cover materials and administrative costs.

Once the camp has commenced, refunds will only be given under extenuating circumstances and at the discretion of the organising Committee.

Duckadang requires that all meals must be booked and paid for two weeks in advance. Duckadang will not give any refunds.

Noise

Noise is always a problem for the sensitive person. Please use common sense and courtesy when dealing with this issue. Turn off phones / alarms or other devices that can produce noise in the bunk houses.

No noise, including use of showers, will be tolerated before 10am in and around all sleeping areas, including campsites and caravans.

Earplugs are available from Registration.

Children are not allowed into the playground tower before 10am, however use of play facilities under Hamilton Hall, and the putt-putt course is fine.

Areas without morning noise restrictions are: the Dining Hall, the Rotunda, and Hamilton Hall. Again show courtesy to the late-night observers and keep any noise to the minimum even in these areas.

Music / Videos

If you wish to listen to music / watch videos on the observing fields, use a headset.

Roads and Walkways

There will be a number of roads and walkways to allow easy access to different parts of the camp. Make sure you do not block access, or setup equipment on them. Do not run cables across the roads and walkways.

Neighbouring Properties

There is no access to the paddock that backs onto the northern border of camp. Please respect private property in the area. Do not block access to the fields near the main entrance to the camp.

Clothing

Please be prepared for the cold by bringing appropriate clothing and bedding. The temperature commonly drops below zero on the observing field. Observing doesn't require a lot of exercise so you may become very cold. Freezer suits or ski gear are popular observing wear. Jackets that cover your kidneys are ideal for keeping warm. Jeans are not warm; tracksuits are better especially layered with thermal underwear. A hot water bottle inside a jacket is a very good idea too. There is a Zip hot water tap in the Dining Hall so filling one only takes a minute. We also recommend thick-soled boots or ski boots, and thick socks.

Wildlife

The camp is in a bush setting. Attendees need to be aware of animals in and around the camp grounds. Wild deer have entered the camp grounds and snakes spotted near some sheds. Rodents have been seen in some bunk houses.

Pets / Assistance Animals

Pets are not allowed at the camp. Guide dogs and registered assistance animals are allowed. Please contact the Registrar if you are bringing a registered assistance animal.

Severe Weather / Unforeseen Events

In the event of severe weather or unforeseen events, the Committee will attempt to share information about these events within the limitations of the camp communications. Check for emails, the Astrofest website, face book page and the "Ice in Space" Astrofest thread.

Noise is not permitted in and around sleeping areas before 10.00am. This includes the use of showers.

Turn off phones / alarms in the bunk houses.

It also means, there is no complaining in the bunk houses about how dew interferes with PHD guiding at 2.30am. (Yes this did happen)



Dressing for the cold



A local resting after a long night

Not everyone enjoys your good taste in music. Use a headset if you wish to listen to music / videos.



Flooding 2022

Dropping a screw that attaches your camera to your scope is not a genuine emergency and as such white light cannot be used.



White light modification tool

If you have a torch with an off setting, a red setting and a white setting, there is a 99.99% chance you will select the white setting.



Minimum setup for a laptop. In a box with red gel cover



Excessively bright red light escaping onto the field



Red Light District. The central imaging field.



A tarp over your tent can greatly reduce stray light

Light Policies

Light Issues

The Queensland Astrofest is a RED light zone.

Please keep all light emissions to a minimum as a courtesy to others, e.g. vehicle locking and interior lights, laptops, torches, headlamps, cameras, etc.

Most lights in buildings at the camp will be changed to red.

White light is not permitted after twilight on the observing fields, in bunk houses, tents, camper vans and caravans. The only exceptions are for genuine emergencies, medical, and safety issues. White light can be used to pack up and / or cover your equipment in case of bad weather.

If you think you might need access to your car after dark, make sure any internal lights, security lights are either disabled or covered over.

Remember there is no driving after dark. If you are leaving during the night, you are required to park on the road outside the camp grounds.

Be aware of the light your set-up is emitting. The use of ultra bright LEDs, many of them are not red, and can shine a beam of light across the field. See a Committee member about some duct tape to cover any problem lights.

Green laser pointers cannot be used at the camp

“Exit” Lights

The Committee is aware of the bright “Exit” lights in buildings. These are a legal requirement and cannot be turned off or covered up. Interference with these lights will not be tolerated.

LED Head Lights

If you have an LED head light please see the Committee for a ‘brightness

reducer’. Without modification these torches are too bright. DO NOT have them facing straight ahead, aim them downwards. Use a dimmer. White LEDs must be disabled or filtered.

Laptop Usage On The Field

A laptop on the field must be set up in a box and with a red cover for the screen even when inside a screened hutch.

While it may feel that your light inside a hutch is managed, the glow from the outside of the hutch can light up the field. Reduce screen brightness to minimum and try to angle it away from others. Do not lift the red shield at any stage. If you need to see the screen clearer, use the light red gel with a neutral density gel on top. No matter how careful you are you will emit a noticeable bright glow every time you lift the screen. Please use red gel (professional lighting film) over all light sources. Red cellophane is not sufficient.

Red Gel

Red and neutral density gel will be available in various sizes (phone, camera, A4, A3) There are two densities of red gel. The lower density may need two thicknesses, or an additional layer of neutral density, depending on the screen brightness, and your preference. Laminating the gel makes it more durable. The gel and laminating will be for sale at the Registration desk for a few dollars depending on size.

Where To Observe / Observing Areas

Visual observers should setup in the Bob Grimes Observing Area and large dobs in the “Big Dob” area near Rubie House. In these areas the light policy will be strictly enforced to allow for the best dark adaption. Imagers should setup in the Central Observing Field. Here the light policy will have some tolerance.

Erwin van der Velden Trophy for Astrophotography

In 2006 this astrophotography competition was created in memory of Erwin van der Velden, a keen astrophotographer and Astrofest regular. The competition is open to all registrants to the Queensland Astrofest. Each entrant may submit a maximum of three (3) images for each category. Photos submitted must be taken at or since the preceding Queensland Astrofest (11th August, 2023).

There are two categories which are:
Category 1 – Through a Telescope.

A telescope is regarded as 400mm focal length or greater.

Category 2 - Non-Telescope.

As the name suggests, photos taken without a telescope or less than 400mm focal length.

Photos may be deep field, wide angle, planetary, lunar, or special interest involving an astronomical object or theme.

All entries will be electronic and must be emailed to both the Registrar (registrar@qldastrofest.org.au) and to webmaster (web@qldastrofest.org.au) to facilitate any Astrofest use.

Entries MUST be received no later than the Friday 16th May, 2025.

All photos will be displayed on screens in the Dining Room for the duration of Astrofest. No names will be shown. Entries are voted upon by Astrofest registrants throughout the event, and winners announced during the AstroFeast on the final Saturday.



Erwin van der Velden

2023 Erwin van der Velden Winners



Cat 1 Telescope – © Nathan Eikenbary
M83



Cat 2 Non-Telescope – © Renato Langersek
“Carnarvon Moonset With Friends”



Best of the Fest 2023 – © David Hough
“Galactic Transit Crux”

Best of the Fest

Pictures must have been taken during the course of the current Astrofest, can be of anything at all, not just astronomical items. They are to be submitted digitally (normally USB) to a Committee member, and will be voted on by the Committee only. Some of the most non-astronomical memorable images in recent times have been seen in this competition.



2023 “The Gerald” winner. David Hough for “Unique, Interesting and Approach to Cable Management”

“The Gerald”

This is to honour the memory of Gerald Sergeant, who was a long time attendee of the Astrofest. He brought to the camp a number of very “unique and interesting” pieces of equipment. An award will be made that captures Gerald’s spirit as determined by the Committee.



Gerald Sergeant



Professor Jonti Horner



Comet Atlas ©Jonti Horner 2025

The Astrofest has attracted the following quest speakers:

- Prof Brian Schmidt
(now Nobel Laureate)*
- Prof Charley Lineweaver*
- Prof David Wiltshire*
- Prof Tamara Davis*
- Prof Jonti Horner*
- Dr Fred Watson*
- David Malin*
- Sarah Sweet*
- John Dobson*
- Anthony Wesley*
- Rev Bob Evans*
- Bill Bradfield*
- Rob McNaught*

Guest Speaker: Professor Jonti Horner

A Comet's Tale

There are few things more spectacular than a Great Comet. Whilst many comets continually grace our skies, the majority remain far too faint to see with the naked eye. On average, a truly spectacular comet (a 'Great Comet') will come along every decade, or so. But comets are like busses - you can wait thirty years, and then two come along at once!

In the last few months, our skies have been graced by two comets that might well be considered to be the Great Comets of 2024 and 2025. Comet C/2023 A3 (Tsuchinshan-ATLAS) put on a fantastic show in late September and through October last year, whilst C/2024 G3 (ATLAS) was spectacular in January this year, despite appearing to fall apart as humanity watched on.

But what ARE comets? Where do they come from? And how do they work? To learn the answers to these questions (and many more!), join UniSQ's Jonti Horner to hear the story of "A Comet's Tale".

Jonti first became interested in astronomy at the age of five, after seeing the BBC TV programme 'The Sky at Night', and soon became an enthusiastic amateur astronomer. He joined his local astronomical society in the UK, WYAS (the West Yorkshire Astronomical Society) at the age of eight, and is currently honoured to serve as the society's honorary president.

To pursue his dream of turning his hobby into a career, Jonti studied a Masters' degree in Physics and Astronomy at the University of Durham, before moving to the University of Oxford to undertake his doctoral studies. Once his PhD was complete, Jonti worked as a postdoctoral research fellow at the University of Bern and the UK's Open University before moving to Australia in 2010 to work at UNSW. In 2014, he moved to Toowoomba, to join the University of Southern Queensland, where he is now Professor of Astrophysics. His research ranges from the study of our own Solar system to the search for planets orbiting other stars, as well as trying to understand the different factors that could come together to make one planet more or less suitable as a target in the search for life beyond Earth.

Jonti has a regular weekly slot on ABC Radio Queensland's Evenings show, talking about the latest in Space news, and has appeared in Australian documentaries and on a variety of international podcasts. He writes regular articles for The Conversation (<https://theconversation.com/profiles/jonti-horner-3355/articles>).

Astrofest Activities

The following activities are planned for Astrofest (subject to changes)	
Various/Random Times	Dwarf 3 demonstration by camp attendee
Saturday 24th 2:00pm	1st Group Photo
Friday 30th 2:00pm	Renato Langersek - Patroclus/Menoetius occultation expedition
Saturday 31st 12:00pm	Astrofeast
Saturday 31st 1:00pm	Guest Speaker - Professor Jonti Horner - A Comet's Tale
Saturday 31st 2:00pm	Raffle / Awards
Saturday 31st 2:30pm	2 nd Group Photo

Meals / Cooking

IMPORTANT. READ THIS.

Catered Meals

There are **NO** catered meals available at the Astrofest this year with the exception of the Astrofeast lunch on the last Saturday. You will need to bring all your own meals.

Cooking

Cooking is not permitted in ANY of the accommodation areas by order of Lions Camp Management. Registrants found doing so will be asked to leave immediately and in the event of a cooking fire, the registrants responsible will be held personally liable, per Lions' Camp Duckadang insurance policy.

Facilities

The Committee will organise a walk-in cold room and freezer. Please keep the space you require to a minimum, as they both will be full by the final weekend. No Eskies are allowed in the cold room / freezer as they take up too much space. Please bring a bag / box to store your items and put your name clearly on it.

Registrants will have access to

- 2 microwaves in the Dining room
- 1 microwave in the rotunda
- 3 gas canister stoves in the rotunda
- 1 large BBQ in the rotunda

- Toaster and kettle in rotunda
- Zip boil in the Dining room.

There is **NO** access to the kitchen and related equipment located next to the dining hall.

There are a number of fridges / freezers located in the Rotunda area. These will be labelled and be turned off and not to be used. This will help limiting power issues.

Due to power limitations, personal cooking equipment using 240v such as microwaves is not permitted.

BYO pots and pans and cooking implements. There are mugs, plates, and cutlery available in the Dining Room. After meals please rinse your plates, cutlery and mugs before putting them in the dishwasher rack.

Water

Water is available at the camp. Water is available in the kitchen and drink fountains. Do **NOT** drink the water in the bathrooms as it is not filtered.

"There are NO catered meals available at the Astrofest this year with the exception of the Astrofeast lunch on the last Saturday".



Cooking facilities in the Rotunda



A traditional Astrofest meal



Dining Room

Astrofeast

This year the final get together for the week, the AstroFeast, will be an AstroLunch. The AstroFeast must be prepaid. Lunch will be served in the hall. Vegetarian or gluten free food is available, but requires pre-booking. Please speak to the Camp Manager, about your request prior to camp starting (info@duckadang.com.au).

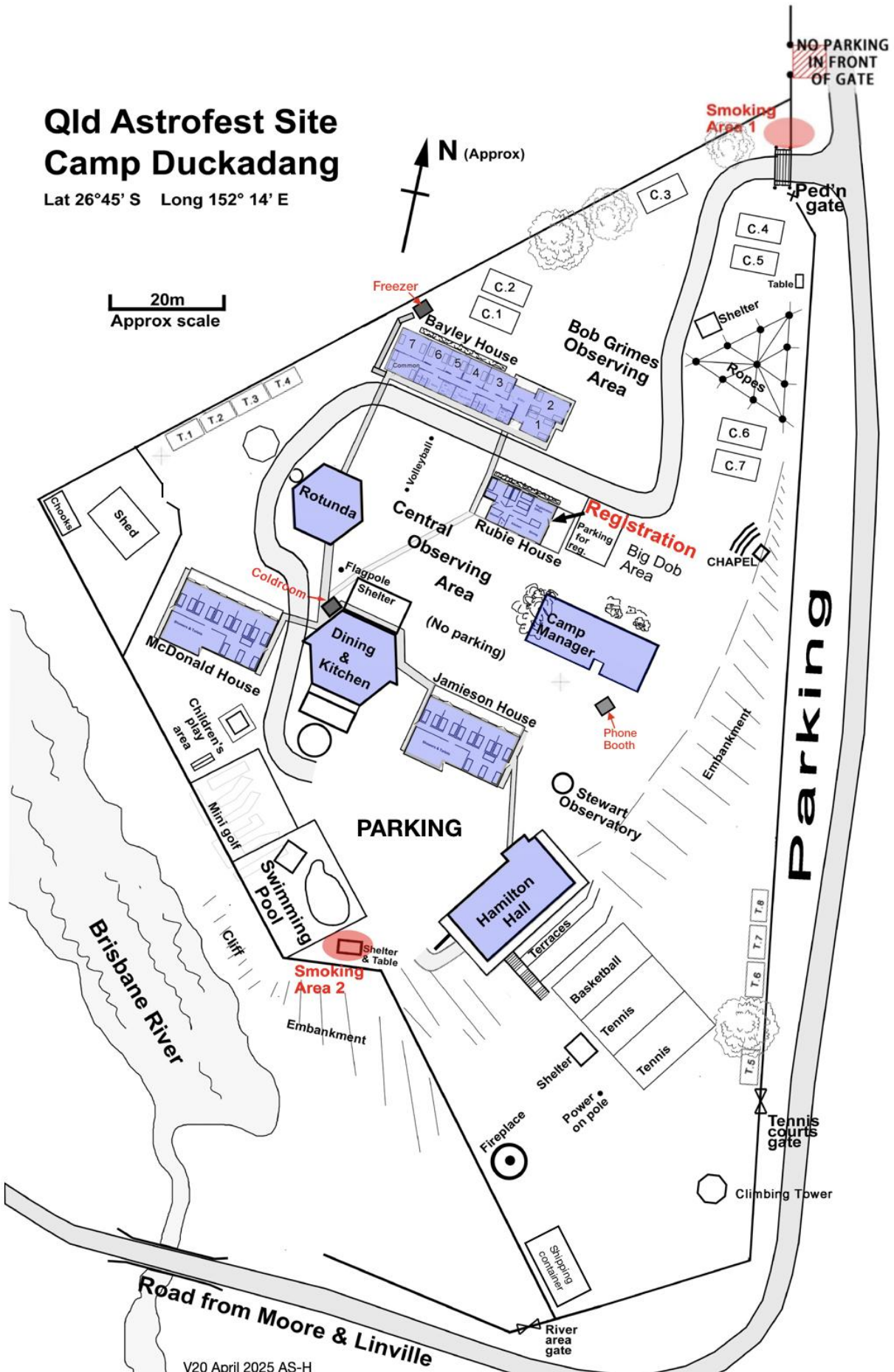
The Astrofeast will follow the talk from our Honoured Guest. After the Astrofeast, the

Raffle will be drawn and the awards won during the week will be presented.

The meal will be alternate drop roast beef or chicken, desert will be chocolate mud cake or apple danish, ice cream or custard. I think the desert will be alternate drop as well.

Qld Astrofest Site Camp Duckadang

Lat 26°45' S Long 152° 14' E



How To Get To The Astrofest

Lions Camp Duckadang

117 Avoca Creek Rd
Avoca Vale QLD 4306

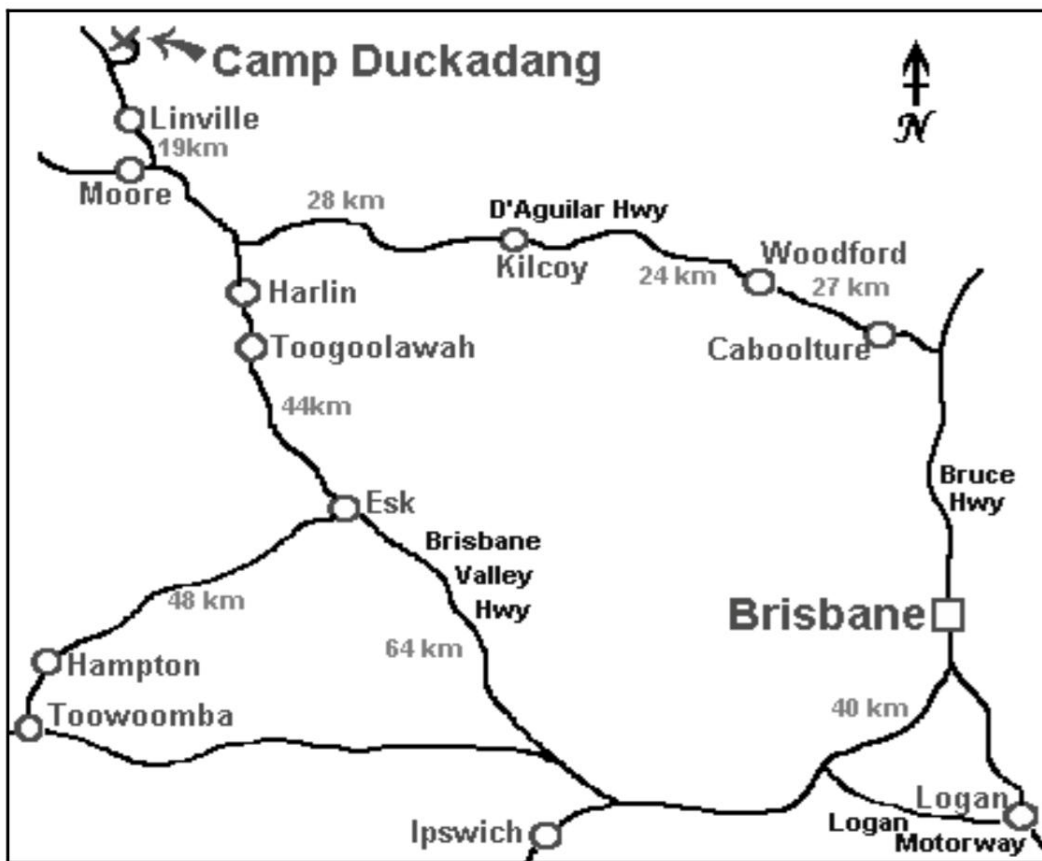
Direction signs will be put up at key turns after Moore. These should be up by Friday afternoon. Please let us know if you couldn't see any (some have gone missing in the past).

Remember if you must arrive at night please dim your headlights as you turn into Avoca Esplanade. There will be no night parking inside the top campgrounds. Please refer to the site map for Night Parking.

From Brisbane:

1. Head north to Caboolture and then west through Kilcoy to Moore, or travel through Ipswich and Esk to Moore.
2. Just before Moore, turn right into Mt Stanley Rd at a sign pointing to Linville and Camp Duckadang. Follow this road for approximately 19km.
3. 10km after you pass Linville you will cross the Brisbane River twice. Turn right at the sign marked "Lions Camp Duckadang". This is Avoca Creek Rd. Please dim your high beam your lights. Cross the Brisbane River again just before the campsite.

All major intersections from the Moore turn-off will be signposted.



There are three low level causeways between Linville and the camp, as well numerous places where the roads can flood in the case of severe rain. The Somerset council has flood cameras covering various bridges in the area.

These can be viewed at <https://eservices.somerset.qld.gov.au/floodcams/>
Select "Mount Stanley – Crossing No 1" for the camera closest to the camp.



Linville turn off at Moore, D'Aguilar Highway

Remember if you must arrive at the site at night, please dim your headlights as you turn into Avoca Creek Rd.

The camp gates are locked at sunset.

There is no driving within the camp grounds after sunset.

*Drive safe.
Drive to the conditions.
Obey the road rules.
If it is flooded, forget it.
Do not drink and drive.
Watch out for wild life.*



Mount Stanley Crossing No 1 flood camera



Flood camera 2022

The following clubs
have supported the
Queensland Astrofest



30th Astrofest

(Continued from page 1)

There have been many who have attended over the years, many who have observed and imaged, as well as telling their stories and experiences. It has attracted local, interstate, and international attendees. And there are some that sadly will never be able to walk or observe on those fields with us ever again. They have all become the stuff of legend. Some say you can still hear their softly murmuring voices as the fog rolls in from the north-west field. They are the ones who have left an indelible mark upon us, that spark that makes this event such an experience. Once you have attended you are always a 'fester! Whether visual or imaging... or both... it has evolved into either: you are an eyepiece jockey where aperture fever

rules, or a camera journalist documenting the sky's vistas. Either way you do find one or the other of these tribe's members wandering into the opposition's fields occasionally. That's the astrofester spirit, and it's that spirit which has defined and helped give the event its own persona, quirks and experience that you can get nowhere else.

So we welcome you to Astrofest 2025, 'Festers!!!

The following pages show random events from 30 plus years of the Queensland Astrofest. The Committee would love to see your photos and hear your stories.



1992: First Inter-club presidents' meeting where the idea of the Astrofest was raised.

From left: Darryl Mitchell, Greg Bond, Michael Horn, Graham Long, Peter Marples, Greg Bock.



1993: This was the first and only CCD imaging setup in 1993. C8 and St-4 imager / guider owned by Brendan Downs. There were only two computers used in the field. How things have changed.




1994: Peter Marples (L) with Supernova legend Bob Evans (R).



1995: Nick Williams (L) and John Dobson (R) of that telescope mount design, discussing his mirror.



1994 group photo (above) and 2023 group photo (below). How many people can you identify in each photo? Bonus points who appears in both photos?



1997: Brendan Downs co-discovered Supernova 1997de from the camp. This led to the Astrofest tag line "Starry One Night, Supernova the Next".

Science project: Do a time and motion study on how waist lines and hair lines have changed over 30 years.

How many Queensland Astrofests have you attended?

Who defrosted their long johns in a microwave? Why did the long johns need to be defrosted in the first place?

In 2007, the Astrofest phoned a Canadian astronomy society that was holding their own camp at the same time. Qld: "What is the weather like over there?"

Canada: "It is middle of summer and 25C"

Qld: "It is middle of winter and 25C"

Canada: Moans.....

Does anyone want to make claim for taking the last astrophoto using film at the camp and show us the photo?



(Left) 2006 Shows possibly the first “Astro-port-a-loo” or “Astro -tent” to appear on the imaging field. (Right) 2012 Shows the rise of the tents.

Unfortunately the “Noise policy” does not stop Tony from using the mega-phone.

What was the size of the largest telescope mirror that appeared at the camp?



2005: Counter Weight Toss



2010: Size Does Matter

In 2005, the camp made contact with Space Shuttle, but in 2025 we still cannot get full mobile coverage.



2017: Saw a very short lived experiment in “Escher” inspired Astro-tents.

In 2025 the Committee renamed the “Northern Observing Field” to the “Bob Grimes Observing Area” in his memory.



2003: Bob Grimes and his “Howitzer”.

The May 2007 issue of the “BBC Sky at Night” magazine rated the Queensland Astrofest in the world’s top10.



2006: Northern Observing Field, now “Bob Grimes Observing Area”



The Astrofest banner remembers friends no longer with us



(Left) 2007 Drought and (Right) 2022 Flooding Rains. Many faces of the Brisbane River that borders the camp.



2022: A very sad looking first Friday night.



2022: By the end of week, everything was back to normal.

Due to Covid, the Queensland Astrofest for 2020 and 2021 had to be cancelled.

2022 The start of the camp was delayed for 3 days due to flooding in SE Queensland



These are just some (and there are many more) of the marvellous people who have volunteered to serve on the Committee at different times over the 30 years to organise Queensland Astrofests for your enjoyment. Do not forget, there also have been numerous non-committee volunteers helping behind the scenes.

THANK YOU

If you wish to help to organise the next Queensland Astrofest, speak to someone on the Committee.

There are also plenty of ways to help that do not involved Committee work.

Major Sponsors



DWARFLAB



Sponsors / Raffle

Astrofest Raffle

Each year we invite vendors locally, interstate and overseas to sponsor the raffle through the donation of prizes. We have been amazed over the years by the contributions made by sponsors from around the world, but especially by those Australian sponsors who have regularly contributed.

The Committee publishes lists of prizes and sponsoring organisations on the website, and in recent years has tried to provide additional information and links to the sponsors' websites in order to promote those businesses.

Tickets can be purchased in any of the following ways:

- Prior to the event by approaching the Astrofest Representative from your Club.
- From members of the Committee at the event.
- Online from the Astrofest website.

Tickets Costs

- \$5 for individual ticket
- \$14 for 3 consecutive tickets
- \$45 for 10 consecutive tickets
- \$130 for 30 consecutive tickets
- \$210 for 50 consecutive tickets

Anybody can purchase tickets:

- Regardless of whether a person is attending Astrofest or not,
- Regardless of whether a person is an astroclub member or not,
- Regardless of whether a person is a vendor or not.

There are no limits on the number of tickets any one person can purchase.

Note: Astrofest Committee members are not eligible to purchase tickets due to state regulations.

The raffle is drawn during the Astrofeast on the last Saturday as part of the awards ceremony.

The Committee tries to publish the list of winners on the Astrofest website as soon as practicable.

In the event of a dispute, the chair of the Astrofest Committee has full and final say on any resolution.

If you are unable to pick up your prize from either the camp or any representative Club meetings, winners to pay registered postage or freight of prize.

If you would like to Sponsor the Queensland Astrofest, please contact the Registrar.

Major Sponsors	Prizes	RRP
Software Bisque	TheSky™ Imaging Bundle. (consists of TheSky™ Professional, Cameras+, and TPoint™)	\$695 USD
DWARFLAB	Dwarf 3 Smart Telescope	\$817
Information correct at time of publishing. Sponsors and prizes are subject to change. Final lists of sponsors and prizes are on the Astrofest website and will be available at the camp.		