

2014

Information Booklet

Major Sponsors



Special points of interest:

• Guest Speakers:

1. Dr Stephen Marsden
Sunday, 20 July
2. Dr Liam Carroll
Saturday, 26 July

• Erwin van der Velden Trophy for Astrophotography:

Categories:

1. Through a Telescope
(400mm or greater)
2. Non-Telescope
(400mm or less)

• Workshops/Talks:

Dr Glen Cozens
Alexander Massey
Michael Tubby


Erwin van der Velden Trophy for Astrophotography

Category 1: Through a Telescope (400mm or greater)

Winner for 2013


Congratulations to Robin Wilson:

"Blue Dragons"



Contents:

Contacts	2
General Information	3
Meals	6
Site Map	9
Camp Guidelines	10
How to get here	12



Category 2: Non-Telescope (400mm or less)

Winner for 2013

Congratulations to Renato Langersek:

"Eta Car"

QLD Astrofest Directory**Address**

38 Gleneagles Crescent
ALBANY CREEK QLD 4035

www.qldastrofest.org.au

Club Representatives**ATMQ**

Bob Grimes: 3848 2573

AAQ

Diane Hughes:
dhughes@bond.edu.au

John Hughes: jjddhhs@hotmail.com

Terry Cuttle: representing the Presidents of the Combined Societies

BAS**Secretary**

Chris Landman:
chris-landman@bigpond.com

Linda Landman:
linda-landman@bigpond.com

SEQAS**Treasurer/Registrar**

Wendy Colvin: colvins@tpg.com.au

Laurie Billman:
lauribillo@gmail.com

StarGayzers**President**

Earl Henderson:
hendersonearl@ymail.com

Michael Tubby:
michael.tubby@gmail.com


Camp Duckadang

Managers: Belinda and Jeanine
Postal Address:
The Resident Managers
Lions Club Camp Duckadang
LINVILLE QLD 4306

Tel/Fax: (07) 5424 8122
E-mail: info@duckadang.com.au
Web page: www.duckadang.com.au

Current Committee

Bob Grimes ATMQ/SEQAS



Linda Landman BAS




Wendy Colvin SEQAS
Treasurer/Registrar



Diane Hughes AAQ



John Hughes AAQ



Laurie Billman SEQAS/ATMQ



Michael Tubby StarGayzers



Chris Landman BAS
Secretary



Earl Henderson StarGayzers
President



David O'Driscoll AAQ
Web Guru

Dear Registrant,

Thank you for registering for Queensland Astrofest 2014. We are hoping for another great year of clear skies and good fun.

This pack will provide you with all the current information about the camp this year. **By registering you have agreed to comply with these rules and regulations.**

Arrival at Camp

The camp is open from **8am on Friday, 18 July**. Upon arrival, please register at Rubie House (the Committee House) (see site map pg.9). This is important as Lions' Camp Duckadang requires a daily list to comply with fire safety regulations.

Registration is **Open** when the "Registration" sign is posted on the Rubie House doors.

Registration: 10 am-12.00pm and 2 pm-3.30pm each day. **Final Saturday:** 10am-12pm.

Registration times on the final Saturday afternoon, don't really exist as the programme is so busy. Just find a committee member (the people with the red lanyards) and ask for the Registrar.

Please seek out a Committee member if you are not able to be "on-site" at registering times, (i.e. come up for one night and arrive late and will be leaving before the next day's registration time).

There is no motor vehicle access to the campsite after twilight. Night parking areas are available outside the gate and in the lower field (site map).

When you register you will receive;

a name badge (**please wear it!**), a Bed/Room Number (if applicable), an AstroFeast ticket (if you have purchased one), astrophotography competition voting forms and sponsor information.

UPS

Due to the constant demand for on-field power, the Committee has taken steps to provide access to this. Over-loading of circuits may occur so it is advisable to bring your own UPS or battery backup to protect your important equipment.

Clothing

Please be prepared for the cold by bringing multiple layers of clothing and bedding. The temperature commonly drops below zero on the observing field. Observing doesn't require a lot of exercise so you will become very cold. Freezer suits or ski gear is popular observing wear. Jackets that cover your kidneys are ideal for keeping warm. Jeans are not warm; tracksuits are better especially layered with thermal underwear. A hot water bottle inside a jacket is a very good idea too. There is a Zip hot-water tap in the Dining Hall so filling one only takes a minute.

Accommodation

Cooking is NOT permitted in ANY of the accommodation areas at ANY time. If found doing so, the Registrants will be asked to leave immediately. In the event of fire, the Registrants will be held personally liable as per Lions' Camp Duckadang insurance policy and asked to leave immediately.



Dressed for observing

"There is no mobile phone coverage due to surrounding hills."



Ice on everything after a cold night in 2008

Photo: Gary Gawronski



Bunk House

“Each bunk will have names and numbers to make it easier to find the correct bed or room.”

Bunk Houses

Bunks have been allocated on the basis of registration and payment. Every attempt has been made to accommodate your preferences as indicated on your registration form. Each bunk will have names and numbers to make it easier to find. When unpacking, you may park close to the bunkhouse or kitchen, but please move your car into the parking zones when you have finished.

The two bunk houses, McDonald House and Jamieson House, are divided into dorms of four bunks without doors. Please enter and exit via the Amenities area to avoid disturbing other campers. There is a common area near the main entrance door.

There is a Single Ladies area in Jamieson House that is curtained off for privacy.

Families stay in Bayley House, which has four or six bunks in each of the seven rooms available.

Each accommodation block contains communal shower and toilet facilities and has been renovated in the last few years. All houses have 6" thick single bed mattresses provided for each bunk. **You will need to bring ALL bedding, including pillows.**

The bunk houses are open plan and quickly become cold if the outside doors are left open at night. Bring plenty of bedding: going home with unused blankets is much better than having to go home early because you were too cold to sleep! **Be prepared.** A hot water bottle is great value. You can use it under your jacket outside, and then in your bed.

Camping

When camping, please position your tent to use up as little space as possible as these areas will be packed by the end of the camp. The camping areas have been marked on the site map. Campers use the shower facilities of the bunk houses closest to their campsite (McDonald/Jamieson or Bayley).

No mattresses may be taken from the bunk houses for use in tents without Registrar approval.

During set up you may park close to your tent but your vehicle must be moved to a parking zone when you have finished.

Caravanning

Caravans and campervans have numbered sites with a varying width between 4m and 5m. These are allocated by Registration and particular spaces may be requested. Due to construction of a Ropes Activity area, less spaces are available than in previous years, however there are now four additional sites behind Jamieson House.

In the Lower Camping Area there is no size limit or marked sites as yet (see the site map, back page). Power is available near the tennis courts.

Please use the shower facilities of the bunkhouses closest to your site if required (McDonald/Jamieson or Bayley).

There is no facility for 15-amp power on site. Please bring an adapter to 10-amp power if required.

Day Passes

Registrants who are not staying overnight at Duckadang must



Bunk House bathrooms

park in the Lower Camping Area. This enables you to leave after sunset so you don't need to worry about chatting too long or missing out looking through the BIG scopes.

Parking

If you need to move your car every day it is recommended you park in the lower car park to minimise dust. Your parking spot in the top car parks cannot be guaranteed if you leave it. On the final weekend all available parks will be full. Please plan for this.

Noise

Noise is always a problem for the sensitive person. Please use common sense when dealing with this issue. Strict rules apply to all registrants. Earplugs are available from Registration.

- ♦ No noise, including use of showers, will be tolerated before 10am in and around the bunkhouses (McDonald/Jamieson), campsites and caravans.
- ♦ The newly constructed Ropes Activity course will be out of bounds for the duration of the camp.
- ♦ **Children must not play in the playground and/or putt-putt golf before 11am.**

Areas without morning noise restrictions are: Bayley House (family house), Hamilton Hall, the Kitchen and the lower Tennis Courts.

Children

Due to continuing complaints, parents must be aware of their child's behaviour around peoples' equipment, the noise they make and their behaviour with other

children. **Do not let them play in the playground or near tents until after 11am each day.**

Light Sensitive Issues

Queensland Astrofest is a **RED** light zone; **after twilight white light will not be tolerated on the fields, in tents or in the toilets.**

Some observers are only up for a few hours and appreciate good views too. Please keep all light emissions to a minimum as a courtesy to others, e.g. Vehicle locking and interior lights, laptops, torches, headlamps and cameras, etc. Many key-button locks flash the indicator lights. In most cases just locking it with the key solves this problem. If not, please park in the lower car park as a courtesy to others.

LED Head Lights

This will be the last year of use if problems still arise from the use of these lights.


If you have an LED head light please see the Committee for a "**brightness reducer**". Without modification these torches are **too bright**. **DO NOT have them facing straight ahead, aim them downwards.** Use a dimmer and the white LEDs must be disabled or filtered.

Laptop Usage on the field

A laptop on the field must be set up in a box and with a red cover for the screen. Reduce screen brightness to minimum and try to angle it away from others.

Do not lift the red shield at any stage.

If you need to see the screen clearer, use a light red gel with a grey gel on top. No matter how careful you are you will emit a noticeable bright glow every time.



Escaping bright red light and unshielded green

"No noise, including use of showers, will be tolerated before 10 am in and around the bunkhouses, campsites and caravans."

Please use red gel (professional lighting film) over all light sources. Red cellophane is not sufficient.

Red Gel

Red and grey gel is available in approximately 400mm x 300mm size. Smaller sizes are also available.

There are two densities of red gel. The lower may need two thicknesses, or an additional layer of grey, depending on the screen brightness, and your preference.

Laminating the film makes it more durable and should be available at the camp. Just ask when you are over at Registration.

Costs for Gel:

- ♦ \$8 400mm x 300mm
- ♦ \$1 Phones/cameras

Laminating:

- ♦ \$3 A3 laminating per sheet
- ♦ \$2 A4 laminating per sheet

“Catered meals are provided by Jeanine and Belinda, the resident Managers of Duckadang. Payment is made prior to receiving your meal.”



Catered Meals

Meals

Catered Meals

Below is the menu for the week. Vegetarian or Gluten free food is available but requires preparation. Please speak to Camp Managers, Jeanine and Belinda, about your request at least 24hrs prior to the meal (info@duckadang.com.au)

AstroFeast

This is the final get together for the week.

AstroFeast includes a choice of meat, vegetables, and dessert with coffee/tea (from the kitchen). Dinner will be served in the hall. Vegetarians are welcome to sample the range of vegetables available.

After the AstroFeast we draw the Raffle prizes and award any prizes won during the week.

Catered Meals	Lunch Menu 12pm - 1pm \$8 each	Dinner Menu 5pm - 6pm \$8 each
Friday 18th	Crumbed fish, chips and salad	Spaghetti Bolognese, salad and garlic bread
Saturday 19th	Homemade pie, wedges and salad	Corned Beef and vegetables
Sunday 20th	Hamburger and chips	Chicken Stir-fry and noodles
Monday 21st	Lasagne and salad	Chicken Frittata with vegetables
Tuesday 22nd	Marinated Drumsticks and salad	Curried Sausages and vegetables
Wednesday 23rd	Macaroni Cheese and salad	Sweet and Sour Chicken and rice
Thursday 24th	Apricot Chicken with Rice	Beef Stroganoff with noodles
Friday 25th	Savoury Mince with garlic bread	Chicken Curry with vegetables
Saturday 26th	Cottage Pie and salad	AstroFeast: Roast Chicken or Corned Beef with veges and Dessert

Facilities

Camp Kitchen

The Camp Kitchen is located inside the Rotunda. There are two gas burners, electric fry pan and also microwaves available.

The Committee also hires a large walk-in Cold room. Please keep the space you require to a minimum, as it will be full by the final weekend.

No Eskies are allowed in the cold room as they take up too much space, so grab a box or a bag to store your items and put your name clearly on it.

There are mugs, plates and cutlery available in the Dining Room. **After meals (whether catered or not) please rinse your plates, cutlery and mugs before putting them in the dishwasher rack.**

Laundry

There is a free laundry, with a front loader machine, at the rear of the kitchen with a washer and dryer if you need to use it. Bring your own washing powder.

Recycling Bins

Please place rubbish in the correct bins outside the Cold room. Fines are imposed on the Camp, if incorrect items are found.

Telephone Coverage

There is no mobile coverage at Duckadang due to the hills. There is a Telstra phone available for use outside Rubie House.

You need a prepaid voucher (i.e. 1800 Telstra **PhoneAway**) to use this phone. Most Post Offices sell these and the Camp Managers may have a limited number of \$10 vouchers available on-site.

Telescope Fields

The Northern Observing Field is designated as the Visual observing field where only **dim red** lighting must be used (including laptops and camera LCD screens etc.).

The Central Observing Field is more suited to Astro-imaging where the policy for screens is more tolerant. See Astrofest etiquette for specific details.

Power

To avoid power failure, the use of electric heaters and/or mains hair dryers at night is strictly forbidden, either on the fields, in tents or caravans.

UPS and/or battery backup is strongly recommended to protect delicate equipment.

Power stations have been set out across both observing fields. These are for everyone's use. Plug into them with a power-board. Ensure your equipment is in good condition to ensure it will run without tripping the circuits.


Driving/walkways

Please take note of car, caravan and pedestrian access when you set up; the roads and walkways will be marked on the grass.

Recreation Activities

The facilities available at/near the camp include:

- ◆ Rotunda with seating and a gas barbecue
- ◆ A cold water drinking fountain at the rear of the kitchen
- ◆ Observatory with a 9.25 inch telescope
- ◆ 3m-8m deep reach of Brisbane River for fishing/canoeing



Cold Room access from inside the dining hall

"Messages can be left for registrants on (07) 5424 8122"



Plates and cutlery



Power stations

- ◆ Quiet country roads to wander and enjoy the rural atmosphere
- ◆ Bird watching
- ◆ Two compact tennis courts and a basketball court.

Your Responsibilities

Registrants are expected to keep the area you use clean and tidy. This involves removing all rubbish, replacing any furniture that was moved and sweeping out your area (kitchen, bunk and bathroom) when you leave.

Cancellations/Refunds

Up to 12 noon on the Friday, two weeks prior to commencement of the camp, 100% of the fees will be fully refunded.

After that date a cancellation fee of \$5 will be charged to cover printing of Astrofest materials and administrative costs.

Once the camp has commenced, refunds will only be given under extenuating circumstances and at the discretion of the organising Committee.

Registration at Camp

Registration at the camp costs an extra \$3 per person per night and is subject to availability.

Contact at Camp

Messages can be left during the camp but be aware it may take a few hours to get any message through.

Camp Duckadang

Phone (07) 5424 8122 Managers
Phone (07) 5424 8173 Committee
e-mail: info@duckadang.com.au

Privacy

All personal information is strictly confidential. No details are given to sponsors.

Until 12noon, Monday, 14 July, please feel free to contact me regarding queries or cancellations.

Yours Sincerely

Wendy

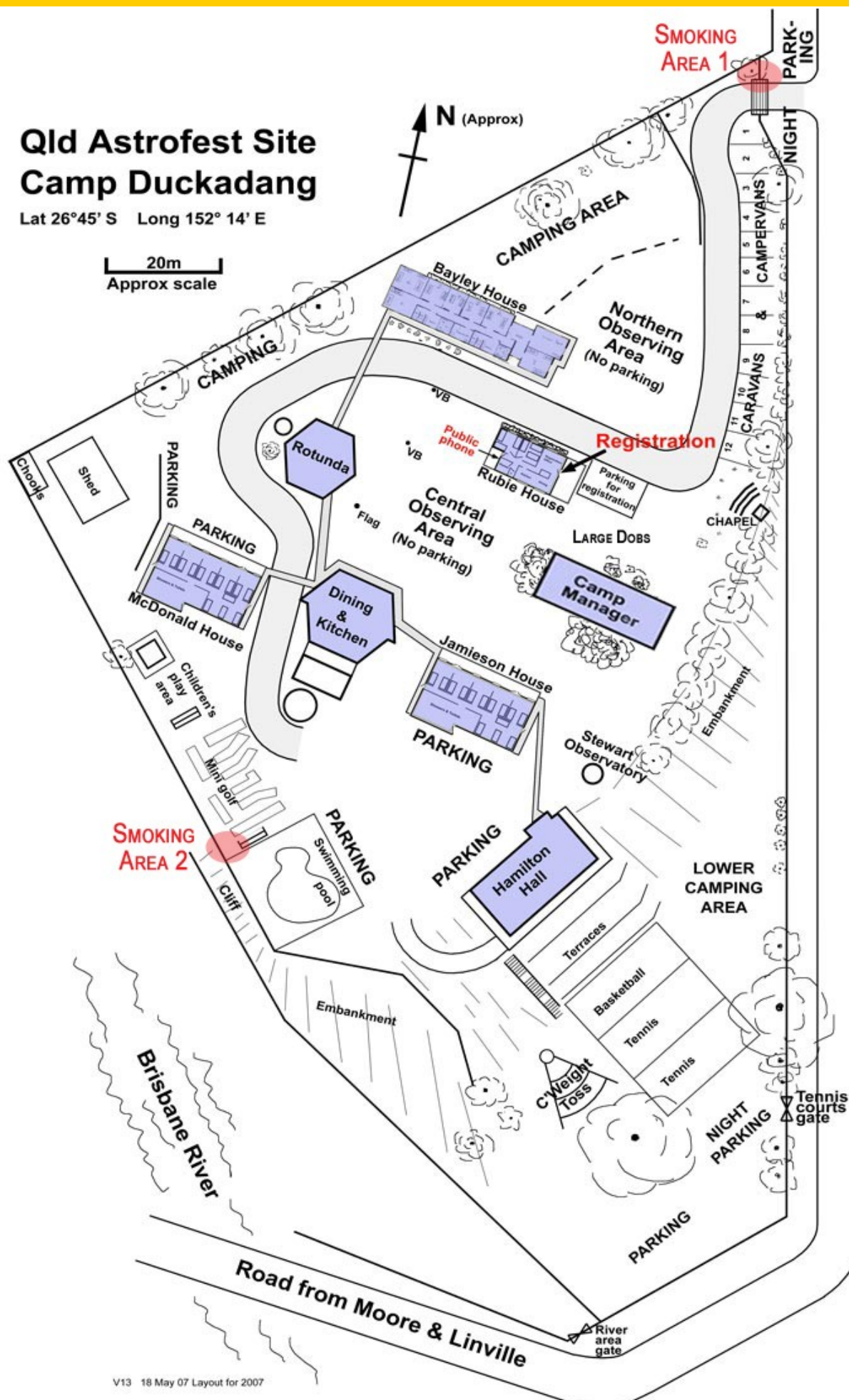
Wendy Colvin
QLD Astrofest Registrar
Ph.: (07) 3264 1173

“Registrants are expected to keep the area you use clean and tidy.”

Qld Astrofest Site Camp Duckadang

Lat 26°45' S Long 152° 14' E

20m
Approx scale





Bob Grimes
Photo: Dennis Simmons

“Registration confirms agreement to comply with these rules and regulations.”

Camp Guidelines

Queensland Astrofest is a great opportunity to observe in clear dark skies and mix with fellow astronomers. The following rules have been prepared to help ensure a pleasant and successful camp for all. **Acceptance of the rules is part of your online registration.**

SETTING UP

On arrival, check in at Registration for bed or camp site allocation and to collect your name badge. When setting up equipment take care to minimise tripping hazards.

VEHICLES

Driving within the grounds should be kept to an absolute minimum. Speed limit in the grounds is 5kph or walking pace only. This is for safety and to minimise dust.

No vehicles should be driven in the grounds after dark except in case of genuine emergency. Vehicles arriving after dark or planning to leave after dark should use the night parking bays outside the front gate or park in the Lower Camping Area (tennis court gate). Use parking lights only to turn in. Use due care.

The main gate will be closed at twilight each nights. Please park only in designated areas. No vehicles are to be parked on the observing fields.

LIGHT USE

For the preservation of the dark site dim red lights only can be used. White light (and bright red light) quickly destroys night vision, which takes up to an hour to fully recover.

The Northern Observing field is designated the **Visual** observing field where **only** dim red lighting must be used (laptops and camera

LCD screens etc). A strict Red Light policy will be enforced. The Central Observing field is suited to Astro-imaging where the red light policy for screens will be more tolerant.

All laptop and camera screens etc used on the Northern observing field must be fitted with deep red gel (cellophane is not sufficient). Gel is available from Registration. A cardboard box on its side is a simple but effective light shield. These are available from Registration. An additional screen cover with a small slit in it can be used if you need to lift the gel screen at any time. Set up laptop screens so the emitted light shines outwards.

Laptops, camera screens etc used on the Central observing field need not have a deep red filter but must be operated at minimum brightness (with an additional neutral density filter if necessary), have a light shield and be facing outwards from the field or otherwise so as not to annoy or affect the night vision of others.

When walking aim torches at the ground. LED headband torches can be a menace when too bright. DO NOT have them facing straight ahead: aim them downwards, have them dimmed and the white LEDs disabled or filtered. There is nothing worse than a bright headband torch shining straight in your eyes!

All lights in buildings at the camp

will be changed to red. There should be no white lights in tents and any caravan white lights should be disabled or a red filter applied. Make sure your car can be entered and locked without activating any lights, otherwise the lights should be taped over.

Green LED lights need to be covered with nail polish or texta.

Please come with your equipment prepared. The Committee has a limited supply of gel filters for laptops, torches, LED head lamp dimmers, black tape etc.

Green lasers are not permitted at any time.

MISCELLANEOUS

Cooking is NOT permitted in ANY accommodation areas.

As power is available on site, no generators are to be used. When walking tread warily to avoid leads and other potential hazards.

For connecting scopes and equipment to 240v use only the safety switch distribution points. One outlet per person. If you need more bring a power board.

Do not touch or use another

person's equipment without permission or an invitation.

If you want to play music or a radio, keep the volume low so that only you can hear it. If in doubt use earphones.

There must be no noise at all (including use of showers) around the bunk houses until 10am except Bayley House.

Clean up after yourself in the kitchen, dining and laundry areas. Be aware of and thoughtful of others in mixed sex dormitories/toilets/showers.

No pets are permitted on site.

SMOKING



Camp Duckadang is a Youth Camp and the surrounding area is a Wilderness Sanctuary. As a concession we are allowed **two designated smoking areas**. These are clearly marked and have cigarette butt receptacles. One is near the pool and the other is at the front gate.

Smoking is NOT permitted in any other area.



Installing the red fluoros

Duckadang campsite is classed as a Youth Camp ... we are allowed to have two designated smoking areas.



The Queensland Astrofest has served the Amateur Astronomical Community since 1993 and is now organised by six clubs in South-East Queensland.

How to get Here

GPS: 26° 44.925 S
152° 14.448 E

A3 direction signs will be put up at key turns after Moore. These should be up by Friday afternoon. Please let us know if you couldn't see any (some have gone missing in the past).

Remember if you must arrive at night please dim your headlights as you turn into Avoca Esplanade. There will be no night parking inside the top campgrounds. Please refer to the site map for Night Parking.

From Brisbane:

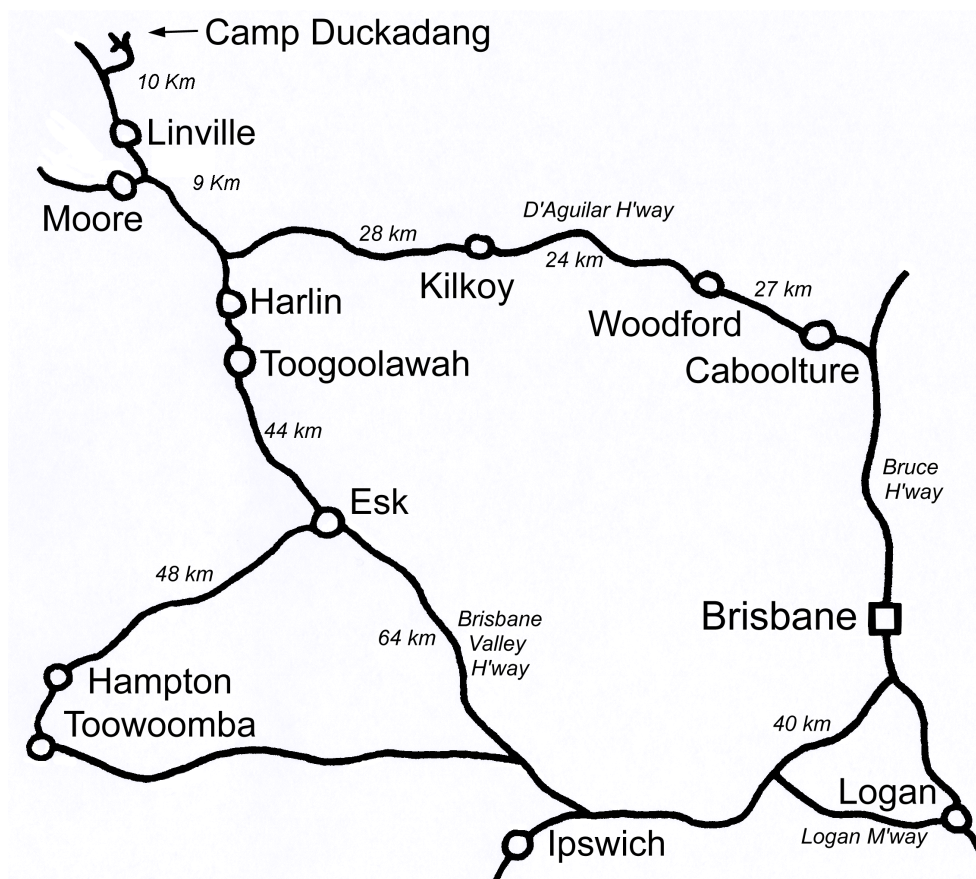
1. Head north to Caboolture and then west through Kilcoy to Moore, or travel through Ipswich and Esk to Moore.

2. Just before Moore, turn right into Mt Stanley Rd at a sign pointing to Linville and Camp Duckadang. Follow this road for approximately 19km.
3. 10km after you pass Linville you will cross the Brisbane River twice. Turn right at the sign marked "Lions Camp Duckadang". This is a dirt road, Avoca Esplanade, (please dim your lights) and it crosses the Brisbane River again just before the campsite. All major intersections from the Moore turn-off will be signposted.



Linville turn off at Moore, D'Aguilar Highway

Remember if you must arrive at the site at night; please dim your headlights as you turn into Avoca Esplanade.



Star Trail at the last turn to Duckadang
Photo: Anne-Louise Surma-Hawes (400D)